

Materials and Surface Finish

Part		Materials	Surface Finish	
Occasional table	Body (Linoleum)	Exterior surface	Linoleum sheet	—
		Interior surface	Oak veneer	Urethane coated
		Core	Beech curved plywood	—
	Body (Veneer)	Exterior surface	Oak veneer	Urethane coated
		Interior surface	Oak veneer	Urethane coated
		Core	Beech curved plywood	—
Leveler		Rubber	—	
Personal table	Body	Surface	High-pressure laminate	—
		Core	Beech curved plywood	—
	Leveler		Rubber	—

* Please understand that product specifications might change without prior notification due to improvements made to the product.

Lounge sofa

NAGARE

[Occasional table/Personal table]

Instructions for Use



okamura

OKAMURA CORPORATION

INTERNATIONAL SALES & MARKETING DIVISION
 2-14-27, Akasaka, Minato-ku, Tokyo 107-0052, JAPAN
 Tel : +81-3-5561-4085 Fax : +81-3-5561-4086
<http://www.okamura.jp/>

GD3346
 2020-10

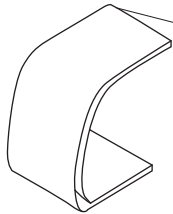
okamura

Safety Instructions (Make sure to follow these instructions)



User must follow this instruction to prevent accidents and injuries, or damages to their property.

■ Instruction on caution label

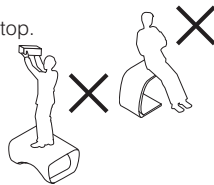


- The caution label shown on the left is attached on this product to avoid safety hazards or damage to the user's life, body, and property. Use this product observing the written cautions.
- Do not tear, damage, erase words of, or remove the label.

⚠ Caution

Do not handle roughly, or use improperly. Failure to follow the safety precautions may cause injury or damage to the product.

- Do not use the product as a stepstool.
- Do not stand, jump, lean, or unstably sit on the product.
- Do not sit on the tabletop.
- Be sure to gently place any objects on the tabletop.



When moving or storing the product due to changing the floor layout or other purposes, observe the following.

- Do not move the product with any objects placed on the tabletop.
- When adjusting the height of the product, be sure to support it firmly with more than two people to prevent your hands or feet from being caught.

Do not exceed the maximum loading capacity as it may result in collapse or damage.

Loading part	Maximum loading capacity
Tabletop (Occasional table)	30 kg (66 lb) (uniformly distributed weight)
Tabletop (Personal table)	5 kg (11 lb) (uniformly distributed weight)

* What is "Uniformly distributed weight"?
It means to load on a work surface, etc. evenly. Uneven loading on the product may cause balance loss and thus drop or fall.

Do not disassemble or repair on your own.

- Do not attempt to disassemble or repair the product yourself. Please contact our official dealers when needed.
- Do not use the product with any bolts and screws loosen. Failure may cause damage to the product and result in injury.

Be careful of the following items since they may cause injury or damage the product.

- Do not keep using the product if you are aware of any unusualness in the product. Failure may cause damage to the product and result in injury.
- If the product is found unstable due to loose bolts or screws, retighten them.
- Do not use the product if any parts are loose or missing.

Do not put your fingers or hands into the spaces or moving parts of the product. This may lead to injuries.

Do not modify the product after purchase. This may lead to malfunction or accidents.

- Modifying the product by yourself may cause the product to malfunction or may cause accidents or injuries. Okamura is not responsible for any damages caused by modification.
- Please contact an official okamura dealer in advance when modification is needed.

Characteristics of Natural Wood

As natural wood is a natural material, each color and grain pattern is unique. The protective surface coating increases the durability of the product, giving a soft and subdued color and texture of the natural wood. Depending on the wood, the color varies due to its natural characteristics. The wood color grows rich and elegant over time. Some products may have a noticeable wood smell. High humidity may lead to mold growth. Ventilation on a regular basis is recommended. Ensuring you understand these characteristics, please read these Instructions for Use carefully before installation and use.

* Natural wood includes solid wood, wooden veneer, artificial veneer, plywood, molded ply wood, laminated wood, and MDF.

Installation

Please follow instructions below. Failure to do so may cause serious damage to the product. Okamura is not responsible for any damages caused by modification of the product.

Indoor use only.

- Do not use outdoors or in wet places. Exposure to moisture may cause the product to malfunction due to distortion or mold.

Avoid direct sunlight.

- When placing alongside windows, use curtain or blind to avoid direct sunlight.

Avoid high temperature, high humidity, or extreme aridity.

Do not place the product under heater or air-conditioner exhausting high temperature air.

Place the product on an even floor.

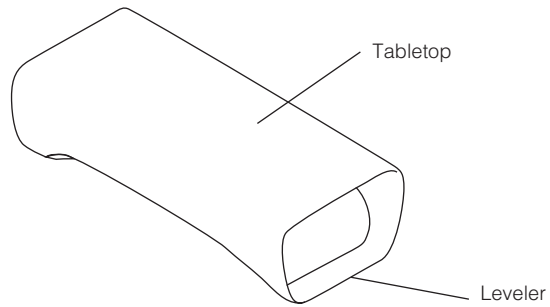
- Failure to do so may cause deformation of the product or damage to the moving parts.

Appropriate Ventilation Measures

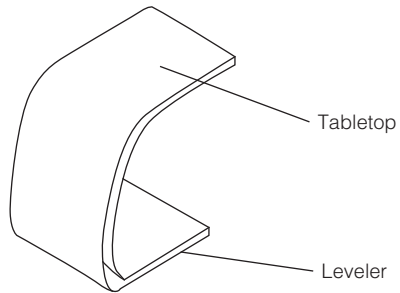
- Chemical substances may be released by the product when it is first purchased. Sufficiently ventilate the room after installing the product.
- Do not completely close windows when using the product in rooms with conspicuously high temperatures/humidity (the benchmarks for these are temperatures in excess of 28° C (82.4° F) and relative humidity in excess of 50%).

Part names

Occasional table



Personal table

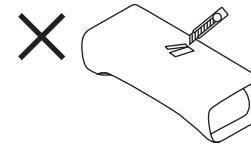


Instructions to extend the life of product

Please follow instructions below. Failure to do so may cause serious damage to the product. Okamura is not responsible for any damages caused by modification of the product.

Operating precautions and maintenance

- Do not use the product in places exposed to vapors as it may cause discoloration, deformation, or mold.
- Do not use sharp objects such as a knife on the tabletop as it may cause scratches or damages to the surface.



- If the product gets wet with water, wipe off with dry and soft cloth.
- If you spill tea, coffee, detergent, medicine, or some other liquid on the product, wipe off immediately.
- This instruction manual is very important, so store it in an easily accessible location.
- Regular maintenance is recommended for long product life. Make requests to us immediately when a repair or inspection is needed (fees required after expiration of warranty).

For daily care

Wooden part

- Wipe gently along the grain with a soft, clean, dry cloth.
- If the product becomes noticeably dirty, remove the dirt using a soft cloth dampened with water, then use a dry cloth to absorb water residue.
- For a more thorough cleaning we recommend using a mild cleaner (thin neutral detergent).

<Caution>

- Do not use the following as they may damage the coating.
 - ◎ Thinner, benzene, alcohol, lacquer, oil, vinegar, boiling water, polisher, etc.
- Frequent wiping with a damp cloth may cause cracking of the coating. It is recommended to use a dry soft cloth or our wiping cloths for daily care.

Resin part

- Wipe off with a soft cloth dampened with water.
- When it gets dirty, moisten the cloth with thin neutral detergent and squeeze it hard to wipe. Wipe clean with a damp cloth. Be sure to wipe detergent completely and wipe again with a dry cloth to dry it.